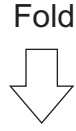




After filling out this card or invitation, print and then cut out along the border that is marked with scissors. Then three-fold as you would a brochure: lay it down, blank side up, on a flat surface; fold the front side back; turn over; fold the back inside. This card fits in a number 6-3/4 envelope, which you can find in most stores. This does print landscape.

Front





Center



Back

Border 

Baby Shower



Cut Along Marked Border To Cut Out Card.

